



NSAI
Standards

Irish Standard
I.S. EN 16602-70-26:2014

Space product assurance - Crimping of high-reliability electrical connections

I.S. EN 16602-70-26:2014

Incorporating amendments/corrigenda/National Annexes issued since publication:

The National Standards Authority of Ireland (NSAI) produces the following categories of formal documents:

I.S. xxx: Irish Standard — national specification based on the consensus of an expert panel and subject to public consultation.

S.R. xxx: Standard Recommendation — recommendation based on the consensus of an expert panel and subject to public consultation.

SWiFT xxx: A rapidly developed recommendatory document based on the consensus of the participants of an NSAI workshop.

This document replaces/revises/consolidates the NSAI adoption of the document(s) indicated on the CEN/CENELEC cover/Foreword and the following National document(s):

NOTE: The date of any NSAI previous adoption may not match the date of its original CEN/CENELEC document.

This document is based on:

EN 16602-70-26:2014

Published:

2014-10-29

*This document was published
under the authority of the NSAI
and comes into effect on:*

2014-11-26

ICS number:

49.060

49.140

NOTE: If blank see CEN/CENELEC cover page

NSAI
1 Swift Square,
Northwood, Santry
Dublin 9

T +353 1 807 3800
F +353 1 807 3838
E standards@nsai.ie
W NSAI.ie

Sales:
T +353 1 857 6730
F +353 1 857 6729
W standards.ie

Údarás um Chaighdeáin Náisiúnta na hÉireann

EUROPEAN STANDARD

EN 16602-70-26

NORME EUROPÉENNE

EUROPÄISCHE NORM

October 2014

ICS 49.060; 49.140

English version

Space product assurance - Crimping of high-reliability electrical connections

Assurance produit des projets spatiaux - Sertissage des connexions électriques à fiabilité élevée

Raumfahrtproduktsicherung - Quetschen von hochzuverlässigen elektrischen Verbindungen

This European Standard was approved by CEN on 11 April 2014.

CEN and CENELEC members are bound to comply with the CEN/CENELEC Internal Regulations which stipulate the conditions for giving this European Standard the status of a national standard without any alteration. Up-to-date lists and bibliographical references concerning such national standards may be obtained on application to the CEN-CENELEC Management Centre or to any CEN and CENELEC member.

This European Standard exists in three official versions (English, French, German). A version in any other language made by translation under the responsibility of a CEN and CENELEC member into its own language and notified to the CEN-CENELEC Management Centre has the same status as the official versions.

CEN and CENELEC members are the national standards bodies and national electrotechnical committees of Austria, Belgium, Bulgaria, Croatia, Cyprus, Czech Republic, Denmark, Estonia, Finland, Former Yugoslav Republic of Macedonia, France, Germany, Greece, Hungary, Iceland, Ireland, Italy, Latvia, Lithuania, Luxembourg, Malta, Netherlands, Norway, Poland, Portugal, Romania, Slovakia, Slovenia, Spain, Sweden, Switzerland, Turkey and United Kingdom.



**CEN-CENELEC Management Centre:
Avenue Marnix 17, B-1000 Brussels**

Table of contents

Foreword	5
1 Scope.....	6
2 Normative references	8
3 Terms, definitions and abbreviated terms.....	9
3.1 Terms defined in other standards	9
3.2 Terms specific to the present standard	9
3.3 Abbreviated terms.....	10
4 Principles	11
5 Requirements.....	12
5.1 Preparatory conditions.....	12
5.1.1 Facilities.....	12
5.1.2 Tools and equipment.....	13
5.2 Crimping operations for specific interconnections	14
5.2.1 General	14
5.2.2 Material selection	15
5.2.3 Process review and documentation.....	15
5.2.4 Connector barrel and single wire crimping	16
5.2.5 Connector barrel and multiple wire crimping.....	16
5.2.6 Ferrule shield crimping.....	17
5.2.7 Lug and splice wire crimping	18
5.3 Requirements for new crimp configurations	19
5.3.1 General	19
5.3.2 Test procedure.....	19
5.3.3 Sealing and marking	20
5.4 Test methods.....	21
5.4.1 General	21
5.4.2 Voltage drop.....	21
5.4.3 Tensile strength	23
5.4.4 Metallography	26

5.5	Quality assurance	26
5.5.1	General	26
5.5.2	Personnel training and certification	27
5.5.3	Workmanship	29
5.5.4	Visual inspection	30
5.5.5	Shift performance inspection and test	31
5.5.6	Calibration of crimping tools	31
5.5.7	Records	32
5.5.8	Nonconformance	33
5.6	Document requirements	33
Annex A (informative) Crimp configurations and tools		34
Bibliography		40

Figures

Figure 1-1: Specific interconnections in this Standard	7
Figure 5-1: Example of a typical connector barrel and single wire crimping	16
Figure 5-2: Example of a typical connector barrel and multi-wire crimping	17
Figure 5-3: Example of a typical ferrule shield crimping	18
Figure 5-4: Examples of typical lug and splice wire crimping	19
Figure 5-5: Typical plots showing variation in crimp termination characteristics with increasing indentation depth	21
Figure 5-6: Measurement of voltage drop across a crimped termination	22
Figure 5-7: Quality control during crimping operation	28
Figure 5-8: Visible workmanship standards	29
Figure 5-9: Workmanship examples and crimp micro-sections	29
Figure A-1 : Confined irregular-octagon crimp (compactive)	35
Figure A-2 : Dimpled confined octagon crimp (compactive)	35
Figure A-3 : Regular-hexagon crimp (compactive)	35
Figure A-4 : Semicircular one- or two-indent crimp (dispersive)	35
Figure A-5 : Four-indent crimp (dispersive)	35
Figure A-6 : Typical test fixture for testing lug and splice crimps	39

Tables

Table 5-1: Equipment for verification process	14
Table 5-2: Voltage drop test requirements	23
Table 5-3: Required ultimate axial strength for compactive and dispersive crimped joints	25

EN 16602-70-26:2014 (E)

Table A-1 : Guideline for selector setting - Four-indent crimp (dispersive) Single wire (Crimping tool 22520/2-01).....	37
Table A-2 : Guideline for selector setting - Four-indent crimp (dispersive) -Two wires (Crimping tool 22520/2-01).....	38
Table A-3 : Guideline for die selection (ferrule coaxial shield crimping)	38

Foreword

This document (EN 16602-70-26:2014) has been prepared by Technical Committee CEN/CLC/TC 5 "Space", the secretariat of which is held by DIN.

This standard (EN 16602-70-26:2014) originates from ECSS-Q-ST-70-26C.

This European Standard shall be given the status of a national standard, either by publication of an identical text or by endorsement, at the latest by April 2015, and conflicting national standards shall be withdrawn at the latest by April 2015.

Attention is drawn to the possibility that some of the elements of this document may be the subject of patent rights. CEN [and/or CENELEC] shall not be held responsible for identifying any or all such patent rights.

This document has been prepared under a mandate given to CEN by the European Commission and the European Free Trade Association.

This document has been developed to cover specifically space systems and has therefore precedence over any EN covering the same scope but with a wider domain of applicability (e.g. : aerospace).

According to the CEN-CENELEC Internal Regulations, the national standards organizations of the following countries are bound to implement this European Standard: Austria, Belgium, Bulgaria, Croatia, Cyprus, Czech Republic, Denmark, Estonia, Finland, Former Yugoslav Republic of Macedonia, France, Germany, Greece, Hungary, Iceland, Ireland, Italy, Latvia, Lithuania, Luxembourg, Malta, Netherlands, Norway, Poland, Portugal, Romania, Slovakia, Slovenia, Spain, Sweden, Switzerland, Turkey and the United Kingdom.

1

Scope


This Standard specifies:

- Requirements for the following crimping wire terminations intended for high reliability electrical connections for use on customer spacecraft and associated equipment operating under high vacuum, thermal cycling and launch vibration:
 - removable contacts, single wires
 - removable contacts, multiple wires
 - coaxial connectors, ferrules
 - lugs and splices.

NOTE These are the most common used crimping wire termination and are represented in Figure 1-1.
- The general conditions to be met for the approval of terminations other than the above mentioned ones.

NOTE Additional forms of crimps, not covered in this standard, are listed (not exhaustively) in the informative Annex A.
- Product assurance provisions for both the specific and the generic terminations mentioned above.
- Training and certification requirements for operators and inspectors (clause 5.5.2), additional to those specified in ECSS-Q-ST-20.


This standard may be tailored for the specific characteristics and constraints of a space project, in conformance with ECSS-S-ST-00.




Removable co ntacts, single wires



Removable co ntacts, multiple wires



Coaxial connectors, ferrules



Lugs and splices

Figure 1-1: Specific interconnections in this Standard

This is a free preview. Purchase the entire publication at the link below:

[Product Page](#)

-
- Looking for additional Standards? Visit Intertek Inform Infostore
 - Learn about LexConnect, All Jurisdictions, Standards referenced in Australian legislation
-